
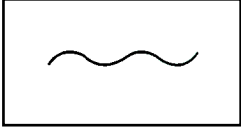

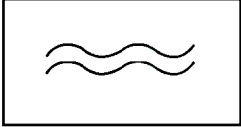
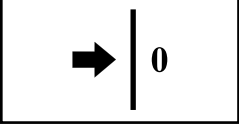
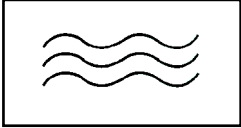
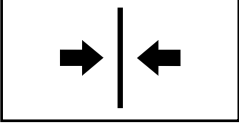
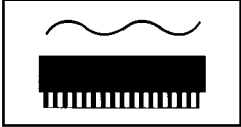
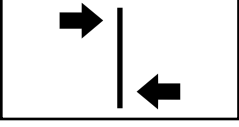
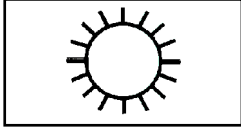
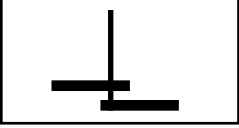
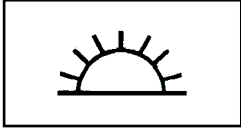
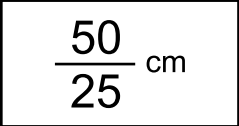

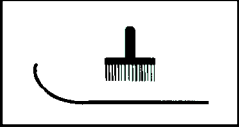

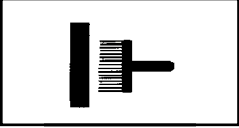
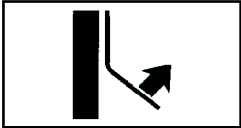




# INTERNATIONAL WALLCOVERING SYMBOLS

The following symbols can be found both in your Wallpaper Pattern Book or on product labels in your rolls of wallpaper.

	<b>Direction of Hanging</b> This can be found (but rarely), on the shelvedge of wallcoverings that have been untrimmed or it may be on the reverse of some products. In other respects, on a label it will mean DON'T reverse the lengths.	<b>Spongeable</b> Either printed with water-fast colours or thinly coated with PVA. Paste on the surface can be safely removed by gentle use of a damp sponge.	
	<b>Reverse Alternative Lengths</b> Mostly applicable to plain effects and necessary to minimise the risk of side to side shading.	<b>Washable</b> As Spongeable but with more protection. Will withstand more wiping after light soiling.	
	<b>Free Match</b> No matching required; lengths can be cut straight from the roll without wastage.	<b>Super Washable</b> As Spongeable, but well protected with PVA. Suitable for WET areas such as bathrooms and kitchens.	
	<b>Straight Match</b> The pattern matches straight across the width.	<b>Scrubable</b> Normally only applies to Vinyl Wallcoverings used in areas of heavy wear.	
	<b>Offset Match</b> This is sometimes called a HALF DROP - the match is obtained by halving the repeat.	<b>Good Light Fastness</b> This means that the wallcovering should retain its original colour for a considerable amount of time, but can't be guaranteed on any permanent basis.	
	<b>Overlap and Double Cut</b> Where edges cannot (or should not) be butt-jointed in the usual way, they are lapped and the two thicknesses sliced through, usually with straightedge and knife. The subsequent two strips of waste are pulled away leaving two edges to stuck down as a perfect butt joint. Often applies to contract materials	<b>Moderate Light Fastness</b> <b>BEWARE !!</b> This product may well fade or discolour in areas of direct sunlight.	
	<b>Design Repeat Distance Offset</b> The circumference of the printed rollers, half of which represents the wallcovering drop (where applicable). This is <b>very important information</b> for calculating the number of lengths available from a roll and this will give the total quantity you will need.	<b>Co-ordinated Fabric Available</b> This does not necessarily mean a matching fabric and, even when your design is the same, your colours may often vary because of some different techniques in printing.	
	<b>Adhesive to Wallcovering</b> This needs to be pasted as this is not a ready pasted or paste-the-wall product.	<b>Wet Removable</b> This WILL NOT dry-peel.	
	<b>Paste the Wall</b> Applicable only to Novamura, some textiles and some wide-width wallcovering. Always check for the type of adhesive and the method of application.	<b>Strippable</b> Should peel cleanly from the wall in a dry state.	
	<b>Ready-Pasted</b> To be hung by immersion in clean water according to instructions.	<b>Peelable</b> The top skin of the decoration should peel cleanly away, leaving the backing (if still secure) ready for further decoration.	

## BRITISH STANDARDS

Most wallcoverings now comply with **BS 1248**, as applicable to normal European Rolls. This states that they should be made to the following size : 53cm (20.5") wide by 10.05m (11yds) long plus 1.5% which equals approximately 5.32sq. mtrs.